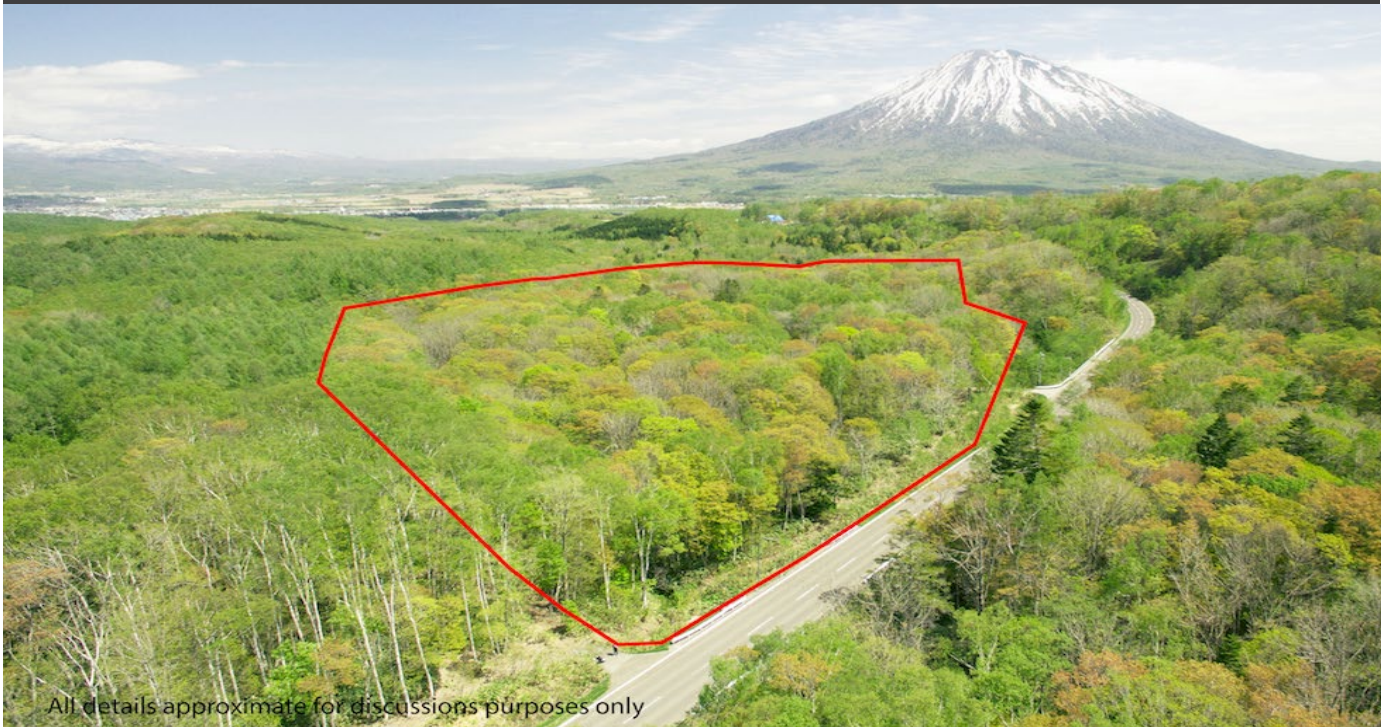


HANAZONO PRIME 5.25 HECTARE SITE

LAND IN HANAZONO



All details approximate for discussions purposes only


PRIME DEVELOPMENT PARCEL, RIGHT AT THE ENTRANCE TO THE RAPIDLY DEVELOPING HANAZONO SKI RESORT


POA

- ▶ Excellent location, just around the corner from the luxury Park Hyatt Residences and Hanazono ski lifts.
- ▶ Large development site affords an array of project options.
- ▶ With the arrival of Park Hyatt Residences, as well as an array of brand new luxe villa developments, Hanazono is quickly transforming into a year round destination.
- ▶ Site enjoys closer proximity to the ski resort than many other developments underway nearby.
- ▶ Approx. 165m of main road frontage maximizes commercial exposure and ease of access.
- ▶ Beautiful natural forested surrounds, bordered by a flowing stream on the southern side - a tapestry of ever-changing colours in a tranquil environment.
- ▶ Option to purchase in combination with an adjacent large site to create one exceptional 12.5 hectare development property.



All details approximate for discussions purposes only

 Iwaobetsu 290-1

 Land: 52,500 m² (15,881 tsubo)

Get in touch

 info@nisekorealestate.com

 +81 (0) 136 21 7722

 nisekorealestate.com