


KABAYAMA ESTATE

LAND IN KABAYAMA





LARGE DEVELOPMENT SITE WITH STUNNING MT. YOTEI, SKI MOUNTAIN, AND NISEKO VILLAGE GOLF COURSE VIEWS.


Enquire

- ▶ Two minutes by car to the Grand Hirafu Ski Resort lifts.
- ▶ Adjacent to the Niseko Village Golf Course.
- ▶ Close proximity to Lupicia Restaurant and the popular St Moritz neighbourhood.
- ▶ Site enjoys double road access from Route 343.
- ▶ Existing internal road infrastructure in place.
- ▶ Optimal for a combination of Villa development with commercial component.
- ▶ Zoned for Residential, Commercial and/or Hotel development.



 Kabayama 58+, 59+

 Land: 18996.44 m² (5746.26 tsubo)

 2 minutes



Get in touch

 info@nisekorealestate.com

 +81 (0) 136 21 7722

 nisekorealestate.com