

10 HECTARE NISEKO YOTEI ESTATE

LAND IN NISEKO TOWN




RARE LARGE SITE WITH RIVER AND STUNNING, PROTECTED VISTAS OF MT. YOTEI AND THE NISEKO RESORT MOUNTAIN RANGE


¥120,000,000


Per tsubo: ¥4,155

- ▶ Ideal for luxury house development, or an estate-like collection of premium properties.
- ▶ Close proximity to Route 66 (New Chitose International Airport, and Lake Toya).
- ▶ Stunning panoramic views in all directions
- ▶ Fresh water river flowing directly from Mt. Yotei.
- ▶ Easy access to Niseko and Kutchan Towns.



 Niseko Kondo 483-1 483-2, 483-3, 507, Niseko Town

 Land: 95,460 m² (28,876.52 tsubo)

 11km (10 minutes) / 12km (12 minutes)

Get in touch

 info@nisekorealestate.com

 +81 (0) 136 21 7722

 nisekorealestate.com